




PC/104+



Item code	MSM586SEL	MSM800SEL	MSM800SEV
CPU	ELAN520	Geode LX800	Geode LX800
2nd Level Cache	—	128K	128K
Performance (MHz)	133MHz	500MHz	500MHz
DRAM Min-Max (MB)	SODIMM 32-128 SDRAM	128-1024MB DDR-RAM	128-1024MB DDR-RAM
Power Management	—	—	—
DiskOnChip Socket	yes	—	—
CompactFlash Socket	yes	optional	optional
Mouse, Keyboard	yes	yes	yes
Floppy Interface	yes	yes	yes
IDE Interface	yes (LB)	E-IDE	E-IDE
Onboard IDE-Flash	DOC/CF	CF option	CF option
COM1	RS232C *	RS232C	RS232C
COM2	RS232C *	RS232C	RS232C
COM3	RS232C *	—	—
COM4	RS232C *	—	—
LPT1	yes	yes	yes
USB	2(V1.1)	4(V2.0)	4(V2.0)
LAN	100/10BASE-T	10/100Base-T	10/100Base-T
Audio	—	—	AC97 in & out
Video Controller	—	Geode LX800	Geode LX800
Video Datapath	—	—	—
Video Memory	—	Max. 16MB	Max. 16MB
CRT Video	—	—	—
LCD Interface	—	yes	yes
LCD Resolution	—	24bit	24bit
Video Input	—	—	—
EEPROM Support	yes	yes	yes
Watchdog	yes	yes	yes
Power Normal (typ)	5V/~860mA (@32/133)	5V/~1.4A (@256/500MHz)	5V/~1.4A (@256/500MHz)
Power Suspend	—	—	—
Cooling Type	passive	—	passive
Operating Temp.	-25°C to +70°C	0°C to +60°C	-25°C to +70°C
Extended Temp.	-40°C to +85°C	—	-40°C to +85°C
Weight (gr)	100	0.1kg	0.1kg
MTBF	> 200'000 h	> 200'000 h	> 200'000 h
RoHS			

***More options may be available.**

****Limited Availability**

All data subject to change without notice.

Sales

P: 858-490-0597

F: 858-490-0599

sales@adlogic-pc104.com

Advanced Digital Logic

P: 858-490-0597

4411 Morena Blvd., Suite 101

San Diego, CA 92117

general@adlogic-pc104.com

Technical Services

P: 858-490-0597

F: 858-490-0599

tech@adlogic-pc104.com

© Advanced Digital Logic [Privacy Policy](#)